



Sharps Management Mailback Services

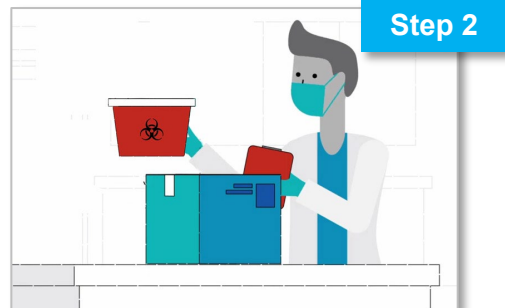
HealthFirst Sharps Management mailback service is a convenient alternative to traditional sharps and medical waste pick-up. These mailback boxes come with pre-paid UPS shipping and disposal services included in one low price.

Here's how it works in 6 simple steps




Step 1

Purchase one of our sharps mailback return kits. (From 1Qt to 18Gal, single and multi-packs *available*)



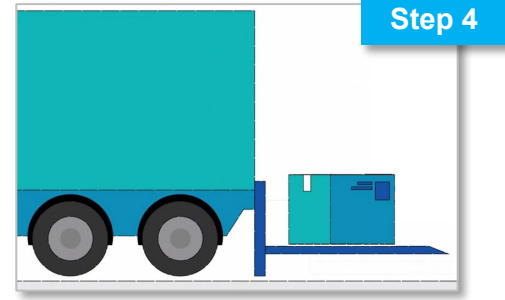
Step 2

When received, remove and use the included sharps containers that come with the kit. Be sure to keep the return box the sharps containers came in!



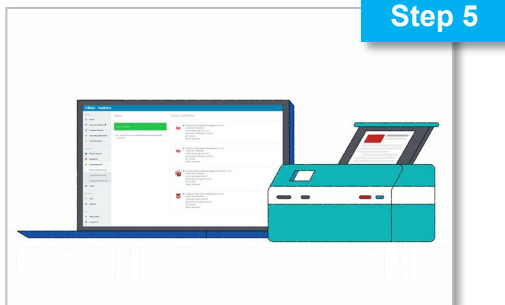
Step 3

When the sharps containers are full and ready to be returned, place containers back into the pre-paid postage return box and tape shut. Be sure to fill out the waste manifest that is attached to the side of the box.



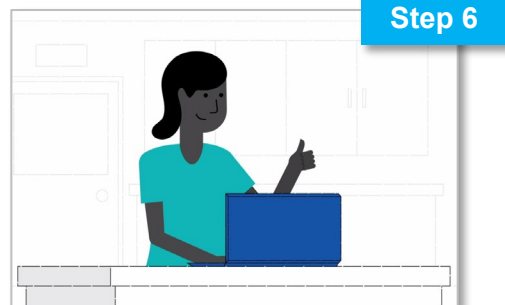
Step 4

Give the packaged box to a UPS driver (or USPS facility for medical waste mailback kits) for return shipment to the waste processor. Return shipping, disposal, and compliance reporting services are all included in one low price.



Step 5

Mailback boxes returned for processing will show as completed in OnTraq (HealthFirst's online compliance reporting tool). Log into OnTraq to view and print your certificate of destruction documents.



Step 6

HealthFirst's Sharps Management mailback program with OnTraq online compliance reporting will keep your practice compliant with cost-savings in mind!